

WALL BATTEN





Applications:

➤ Light Commercial ➤ Residential ➤ Agricultural

Wall batten panels are becoming increasingly popular because of the way they create the desired aesthetic without all of the maintenance wood requires.

Metal panels will give your siding the performance and durability you need without sacrificing the style you want.

While you used to only be able to achieve this look with wood, today you can easily get the board and batten style with the strength and longevity of steel.



Kentucky

925 Rolling Hills Lane
Winchester, KY 40391
Phone: (859) 744-4475
Fax: (859) 744-4324

N. Kentucky

13113 Apex Dr.
Walton, KY 41094
Phone: (859) 485-1928
Fax: (859) 485-1083


Illinois

1181 State Route 121
Mt. Zion, IL 62549
Phone: (217) 864-5835
Fax: (217) 864-2297

Ohio

4799 Salem Ave.
Dayton, OH 45416
Phone: (937) 503-2457
Fax: (937) 275-9812

WALL BATTEN



GENERAL INFORMATION

Coverage: 3/4" rib height with 10" coverage.

Length: Minimum recommended cut length is 1'-0". Maximum is 16'. *Longer panels need special consideration for erection, packaging, and shipping.*

Substructure: Designed for use over a solid substrate. *Uniform and properly aligned substructures are necessary to avoid distortion.*

Gauge: Available in 29 and 26 gauge in Galvalume finish & Sherwin Williams Weather XL colors.

Fasteners: Concealed fastener product. Contact your representative for assistance in choosing the proper fastener for your project.

*All panels are subject to surface distortion when fasteners are improperly applied. Fasteners that are over-driven will cause stress across the face of the panel at or near the point of fastening.

- Exceptional durability
- Galvalume substrate with 25-year warranty
- Multiple vibrant Sherwin Williams XL colors with 40-year warranty
- Can be installed vertically or horizontally
- Complete line of accessories
- Concealed fastener panel